


PROFIRE



401AP FUEL TRAIN

401AP offers the complete package for safety and control. Using Profire's 4-20 mA actuated TCV, 6.5 C/I approved solenoids, and double-block main shutdown, the 401AP allows safe ignition, soft start, consistent temperature control, and emergency shutdown. This fuel train is designed for applications between 0-5 MMBTU.

HIGHLIGHTS & FEATURES

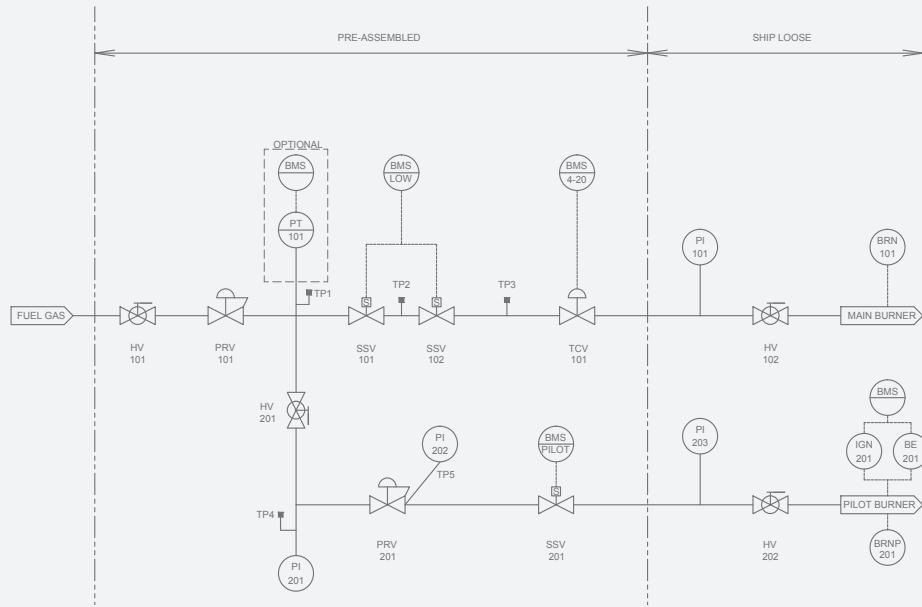
- Completely pre-assembled
- Double-block main shutdown
- 4-20 mA actuated TCV-soft or low fire start
- Z21.21, 6.5 C/I approved solenoids
- Main and pilot regulators
- 2000 WOG stainless ball valves
- 316 stainless dual ferrule tubing fittings
- Stainless, liquid-filled pressure gauges
- 2000 PSI SA105 fittings

PROFIRE INLINE FUEL TRAIN SERIES (IFTS)

As the industry leader in burner management solutions, we offer the inline fuel train series, providing end users:

- True 'plug and play' solutions
- Streamlined and standardized options
- More efficient ordering and procurement
- More efficient installation

401AP FUEL TRAIN P&ID




401AP FUEL TRAIN OPTIONS

KEY ● STANDARD ○ OPTIONAL n/a NOT AVAILABLE

SOLENOIDS	
ASCO	●
Peter Paul	○
ELECTRICAL ASSEMBLY	
Standard	●
Quick Disconnect	○
POWER SUPPLY	
12VDC	○
24VDC	○
SOLAR PACKAGE	
	○
PRESSURE TRANSMITTER	
	○
ASSEMBLY OPTIONS	
Double Skid Stand	○
Single Skid Stand	○
Quick Stand	n/a
Without Stand	●

401AP ASSEMBLY OPTIONS



401AP COMPATIBLE (BMS) CONTROLLERS



KEY ● STANDARD ○ OPTIONAL n/a NOT AVAILABLE

PF3100	○
PF2100	○
PF1800	n/a